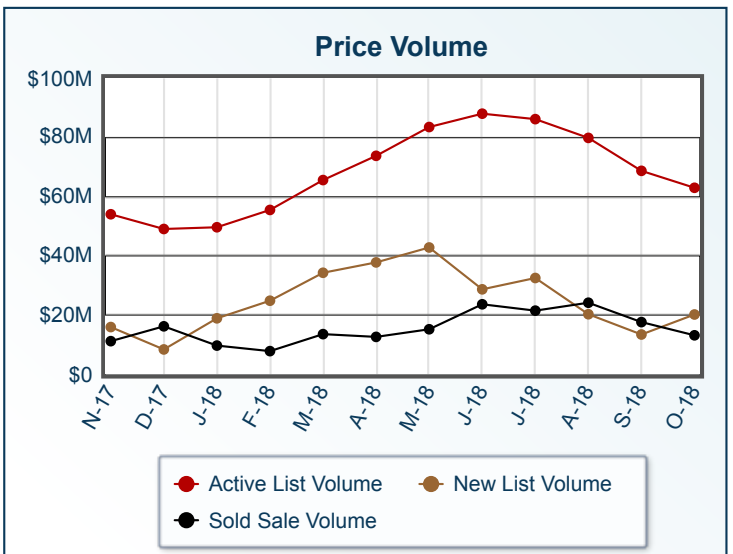
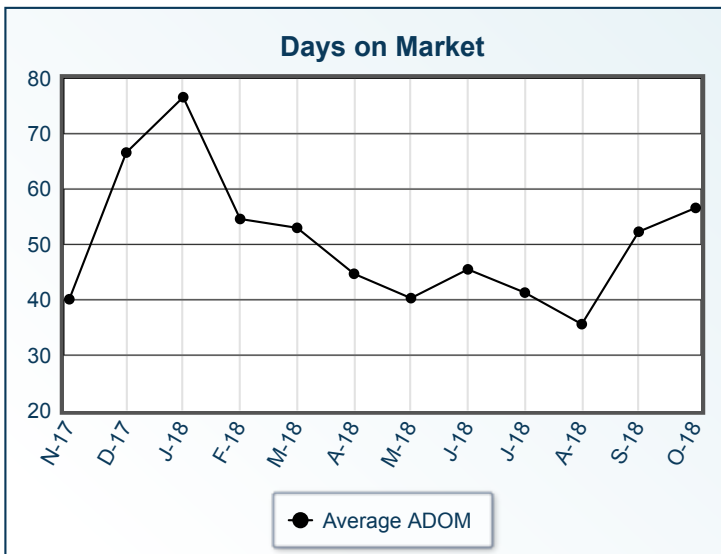
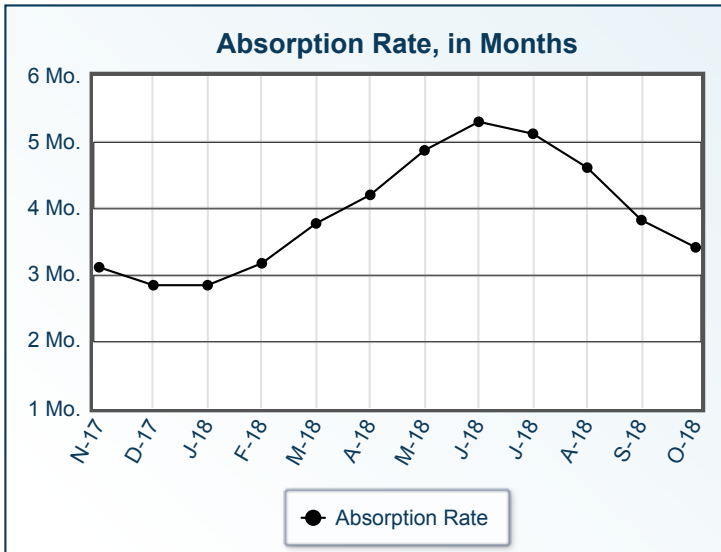
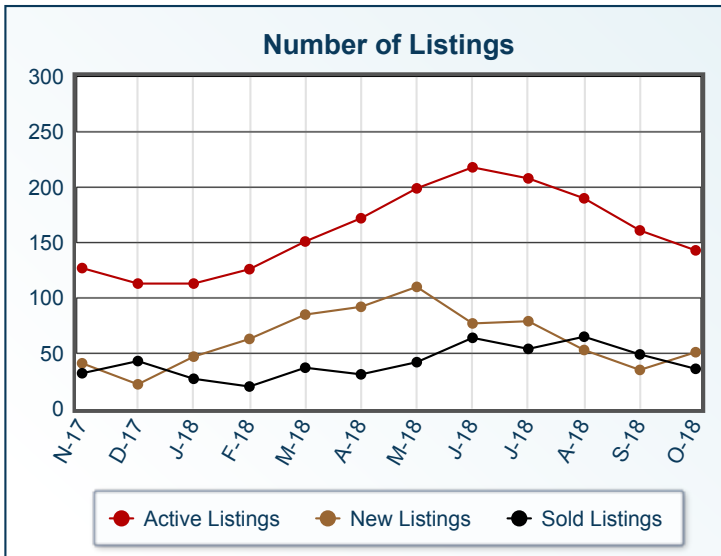


# Market Summary

Eagle River Residential, October 2018



### Summary Statistics

	Oct-18	Oct-17	% Chg	2018 YTD	2017 YTD	% Chg
Absorption Rate	3.42	3.33	2.70	4.12	3.17	29.97
Average List Price	\$440,736	\$420,117	4.91	\$401,845	\$391,777	2.57
Median List Price	\$419,900	\$379,450	10.66	\$373,800	\$368,500	1.44
Average Sale Price	\$365,942	\$372,811	-1.84	\$374,404	\$370,256	1.12
Median Sale Price	\$323,700	\$368,500	-12.16	\$348,000	\$345,500	0.72
Average ADOM	56	42	33.33	47	42	11.90
Median ADOM	48	25	92.00	30	19	57.89

### Sold Listings

	This Month			Year to Date		
	2018	2017	% Chg	2018	2017	% Chg
0-49,999	0	0	0.0	0	0	0.0
50,000-99,999	0	0	0.0	0	1	-100.0
100,000-149,999	0	0	0.0	0	0	0.0
150,000-199,999	0	1	-100.0	4	5	-20.0
200,000-249,999	5	5	0.0	37	35	5.7
250,000-299,999	4	4	0.0	67	68	-1.5
300,000-349,999	14	7	100.0	112	97	15.5
350,000-399,999	4	6	-33.3	73	69	5.8
400,000-449,999	3	8	-62.5	49	49	0.0
450,000-499,999	2	4	-50.0	29	37	-21.6
500,000-549,999	1	2	-50.0	17	16	6.3
550,000-599,999	0	0	0.0	12	9	33.3
600,000-649,999	1	0	N/A	11	4	175.0
650,000-699,999	0	0	0.0	4	5	-20.0
700,000-749,999	1	0	N/A	5	0	N/A
750,000-799,999	0	1	-100.0	1	1	0.0
800,000-849,999	0	0	0.0	1	1	0.0
850,000-899,999	0	0	0.0	0	0	0.0
900,000-949,999	0	0	0.0	1	0	N/A
950,000-999,999	1	0	N/A	2	1	100.0
1,000,000+	0	0	0.0	0	2	-100.0
Totals	36	38	-5.3	425	400	6.3

### Pending Listings

	This Month			Year to Date		
	2018	2017	% Chg	2018	2017	% Chg
0-49,999	0	0	0.0	0	0	0.0
50,000-99,999	0	0	0.0	0	0	0.0
100,000-149,999	0	0	0.0	0	1	-100.0
150,000-199,999	0	1	-100.0	4	6	-33.3
200,000-249,999	2	3	-33.3	43	36	19.4
250,000-299,999	9	9	0.0	74	78	-5.1
300,000-349,999	5	9	-44.4	107	95	12.6
350,000-399,999	7	5	40.0	83	70	18.6
400,000-449,999	4	3	33.3	51	54	-5.6
450,000-499,999	4	3	33.3	32	38	-15.8
500,000-549,999	1	4	-75.0	16	18	-11.1
550,000-599,999	1	1	0.0	20	8	150.0
600,000-649,999	0	0	0.0	13	6	116.7
650,000-699,999	0	1	-100.0	6	9	-33.3
700,000-749,999	0	0	0.0	2	1	100.0
750,000-799,999	1	0	N/A	1	2	-50.0
800,000-849,999	0	0	0.0	0	1	-100.0
850,000-899,999	0	0	0.0	1	1	0.0
900,000-949,999	0	0	0.0	0	0	0.0
950,000-999,999	0	0	0.0	1	1	0.0
1,000,000+	0	0	0.0	1	0	N/A
Totals	34	39	-12.8	455	425	7.1

<b>Active Listings</b>							<b>New Listings</b>						
	<b>This Month</b>			<b>Year to Date</b>				<b>This Month</b>			<b>Year to Date</b>		
	<b>2018</b>	<b>2017</b>	<b>% Chg</b>	<b>2018</b>	<b>2017</b>	<b>% Chg</b>		<b>2018</b>	<b>2017</b>	<b>% Chg</b>	<b>2018</b>	<b>2017</b>	<b>% Chg</b>
0-49,999	0	0	0.0	0	0	0.0	0-49,999	0	0	0.0	0	0	0.0
50,000-99,999	0	0	0.0	0	0	0.0	50,000-99,999	0	0	0.0	0	0	0.0
100,000-149,999	0	0	0.0	0	2	-100.0	100,000-149,999	0	0	0.0	0	2	-100.0
150,000-199,999	0	0	0.0	5	8	-37.5	150,000-199,999	0	0	0.0	5	6	-16.7
200,000-249,999	5	5	0.0	56	46	21.7	200,000-249,999	2	2	0.0	48	39	23.1
250,000-299,999	16	19	-15.8	116	116	0.0	250,000-299,999	9	8	12.5	101	105	-3.8
300,000-349,999	24	26	-7.7	158	148	6.8	300,000-349,999	10	8	25.0	146	134	9.0
350,000-399,999	23	28	-17.9	134	124	8.1	350,000-399,999	10	7	42.9	119	118	0.8
400,000-449,999	14	18	-22.2	97	100	-3.0	400,000-449,999	6	8	-25.0	85	91	-6.6
450,000-499,999	21	8	162.5	77	60	28.3	450,000-499,999	5	2	150.0	71	53	34.0
500,000-549,999	14	14	0.0	46	49	-6.1	500,000-549,999	3	5	-40.0	35	35	0.0
550,000-599,999	13	7	85.7	48	27	77.8	550,000-599,999	4	2	100.0	39	21	85.7
600,000-649,999	2	3	-33.3	23	13	76.9	600,000-649,999	1	0	N/A	19	9	111.1
650,000-699,999	5	5	0.0	21	13	61.5	650,000-699,999	1	0	N/A	14	9	55.6
700,000-749,999	1	2	-50.0	5	6	-16.7	700,000-749,999	0	0	0.0	3	5	-40.0
750,000-799,999	2	1	100.0	2	4	-50.0	750,000-799,999	0	0	0.0	1	3	-66.7
800,000-849,999	1	0	N/A	1	1	0.0	800,000-849,999	0	0	0.0	1	1	0.0
850,000-899,999	0	1	-100.0	2	2	0.0	850,000-899,999	0	0	0.0	1	2	-50.0
900,000-949,999	0	0	0.0	0	1	-100.0	900,000-949,999	0	0	0.0	0	1	-100.0
950,000-999,999	2	0	N/A	3	1	200.0	950,000-999,999	0	0	0.0	3	1	200.0
1,000,000+	0	1	-100.0	2	1	100.0	1,000,000+	0	0	0.0	1	1	0.0
<b>Totals</b>	<b>143</b>	<b>138</b>	<b>3.6</b>	<b>796</b>	<b>722</b>	<b>10.2</b>	<b>Totals</b>	<b>51</b>	<b>42</b>	<b>21.4</b>	<b>692</b>	<b>636</b>	<b>8.8</b>

All information is deemed reliable, but is not guaranteed. Interested parties are advised to independently verify all information contained herein. © 2018 MLS and FBS. Prepared by Tait Zimmerman w/ Advantage Alaska Real Estate on Thursday, November 08, 2018 11:42 AM.