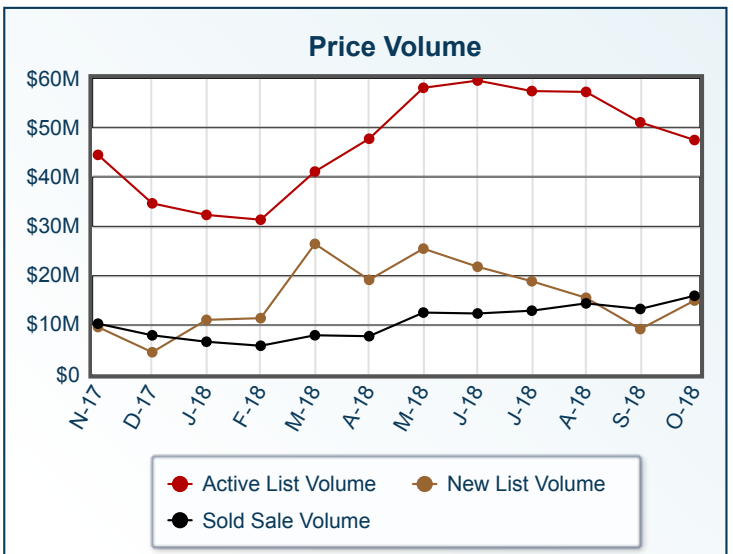
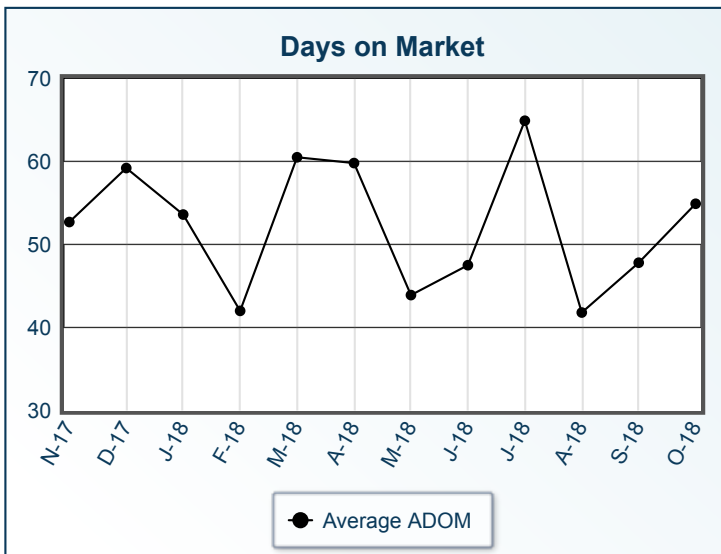
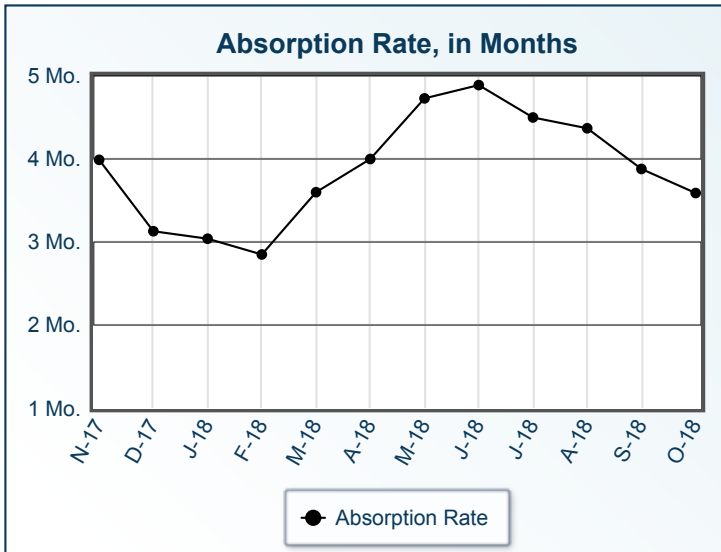
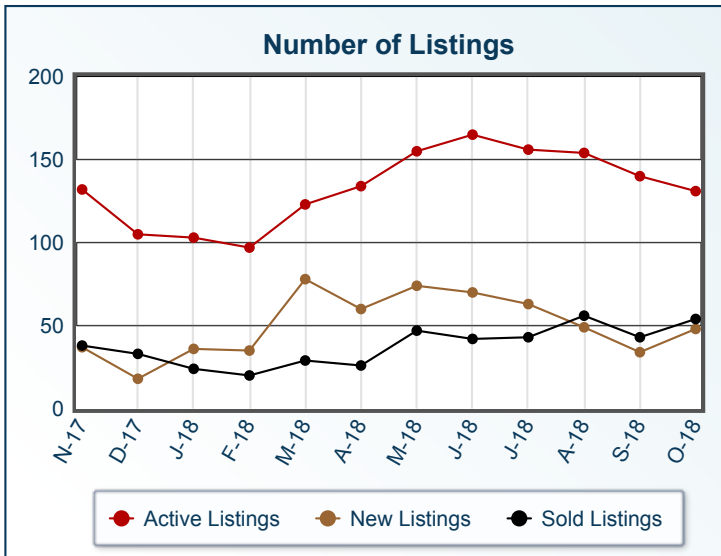


Market Summary

Palmer Residential, October 2018



Summary Statistics

	Oct-18	Oct-17	% Chg	2018 YTD	2017 YTD	% Chg
Absorption Rate	3.59	4.27	-15.93	3.95	3.29	20.06
Average List Price	\$362,613	\$342,293	5.94	\$318,029	\$307,610	3.39
Median List Price	\$331,000	\$300,000	10.33	\$281,986	\$279,700	0.82
Average Sale Price	\$300,386	\$267,991	12.09	\$286,160	\$281,470	1.67
Median Sale Price	\$289,000	\$259,750	11.26	\$265,000	\$267,750	-1.03
Average ADOM	54	41	31.71	51	45	13.33
Median ADOM	18	26	-30.77	23	18	27.78

Sold Listings

	This Month			Year to Date		
	2018	2017	% Chg	2018	2017	% Chg
0-49,999	0	0	0.0	2	1	100.0
50,000-99,999	1	1	0.0	4	5	-20.0
100,000-149,999	2	1	100.0	16	11	45.5
150,000-199,999	6	4	50.0	48	38	26.3
200,000-249,999	7	8	-12.5	85	80	6.3
250,000-299,999	15	12	25.0	92	88	4.5
300,000-349,999	8	5	60.0	54	52	3.8
350,000-399,999	7	5	40.0	29	32	-9.4
400,000-449,999	5	1	400.0	20	12	66.7
450,000-499,999	0	0	0.0	15	7	114.3
500,000-549,999	1	0	N/A	4	1	300.0
550,000-599,999	0	0	0.0	8	2	300.0
600,000-649,999	0	0	0.0	2	0	N/A
650,000-699,999	0	0	0.0	2	2	0.0
700,000-749,999	0	0	0.0	0	0	0.0
750,000-799,999	0	0	0.0	0	1	-100.0
800,000-849,999	0	0	0.0	0	0	0.0
850,000-899,999	0	0	0.0	0	2	-100.0
900,000-949,999	1	0	N/A	1	0	N/A
950,000-999,999	0	0	0.0	0	0	0.0
1,000,000+	0	0	0.0	0	0	0.0
Totals	53	37	43.2	382	334	14.4

Pending Listings

	This Month			Year to Date		
	2018	2017	% Chg	2018	2017	% Chg
0-49,999	0	0	0.0	1	0	N/A
50,000-99,999	0	0	0.0	7	3	133.3
100,000-149,999	1	0	N/A	12	10	20.0
150,000-199,999	6	9	-33.3	57	51	11.8
200,000-249,999	6	10	-40.0	86	89	-3.4
250,000-299,999	9	7	28.6	95	96	-1.0
300,000-349,999	4	4	0.0	64	55	16.4
350,000-399,999	2	2	0.0	33	31	6.5
400,000-449,999	0	2	-100.0	17	16	6.3
450,000-499,999	1	1	0.0	13	9	44.4
500,000-549,999	0	0	0.0	4	3	33.3
550,000-599,999	1	1	0.0	6	2	200.0
600,000-649,999	1	0	N/A	3	1	200.0
650,000-699,999	0	0	0.0	4	1	300.0
700,000-749,999	0	0	0.0	1	1	0.0
750,000-799,999	0	0	0.0	0	1	-100.0
800,000-849,999	0	0	0.0	0	0	0.0
850,000-899,999	0	0	0.0	0	2	-100.0
900,000-949,999	0	0	0.0	0	0	0.0
950,000-999,999	0	0	0.0	1	0	N/A
1,000,000+	0	0	0.0	1	1	0.0
Totals	31	36	-13.9	405	372	8.9

Active Listings							New Listings						
	This Month			Year to Date				This Month			Year to Date		
	2018	2017	% Chg	2018	2017	% Chg		2018	2017	% Chg	2018	2017	% Chg
0-49,999	0	1	-100.0	1	1	0.0	0-49,999	0	0	0.0	1	1	0.0
50,000-99,999	0	2	-100.0	11	7	57.1	50,000-99,999	0	1	-100.0	9	6	50.0
100,000-149,999	5	7	-28.6	20	22	-9.1	100,000-149,999	1	0	N/A	16	17	-5.9
150,000-199,999	18	19	-5.3	83	78	6.4	150,000-199,999	12	8	50.0	65	72	-9.7
200,000-249,999	14	19	-26.3	117	128	-8.6	200,000-249,999	3	8	-62.5	104	113	-8.0
250,000-299,999	17	21	-19.0	130	130	0.0	250,000-299,999	6	8	-25.0	110	113	-2.7
300,000-349,999	24	21	14.3	99	95	4.2	300,000-349,999	9	2	350.0	89	79	12.7
350,000-399,999	22	14	57.1	72	53	35.8	350,000-399,999	11	1	1000.0	63	43	46.5
400,000-449,999	5	9	-44.4	30	30	0.0	400,000-449,999	1	1	0.0	24	25	-4.0
450,000-499,999	3	8	-62.5	21	26	-19.2	450,000-499,999	3	1	200.0	17	24	-29.2
500,000-549,999	3	6	-50.0	9	9	0.0	500,000-549,999	0	0	0.0	6	8	-25.0
550,000-599,999	6	4	50.0	13	7	85.7	550,000-599,999	0	0	0.0	12	6	100.0
600,000-649,999	4	0	N/A	10	1	900.0	600,000-649,999	2	0	N/A	10	1	900.0
650,000-699,999	4	4	0.0	11	7	57.1	650,000-699,999	0	1	-100.0	9	5	80.0
700,000-749,999	1	0	N/A	2	1	100.0	700,000-749,999	0	0	0.0	2	1	100.0
750,000-799,999	1	3	-66.7	3	5	-40.0	750,000-799,999	0	1	-100.0	1	3	-66.7
800,000-849,999	0	1	-100.0	1	1	0.0	800,000-849,999	0	0	0.0	0	1	-100.0
850,000-899,999	0	0	0.0	0	3	-100.0	850,000-899,999	0	0	0.0	0	2	-100.0
900,000-949,999	1	0	N/A	1	0	N/A	900,000-949,999	0	0	0.0	1	0	N/A
950,000-999,999	3	1	200.0	7	2	250.0	950,000-999,999	0	0	0.0	7	2	250.0
1,000,000+	0	1	-100.0	2	2	0.0	1,000,000+	0	0	0.0	1	1	0.0
Totals	131	141	-7.1	643	608	5.8	Totals	48	32	50.0	547	523	4.6

All information is deemed reliable, but is not guaranteed. Interested parties are advised to independently verify all information contained herein. © 2018 MLS and FBS. Prepared by Tait Zimmerman w/ Advantage Alaska Real Estate on Thursday, November 08, 2018 11:38 AM.