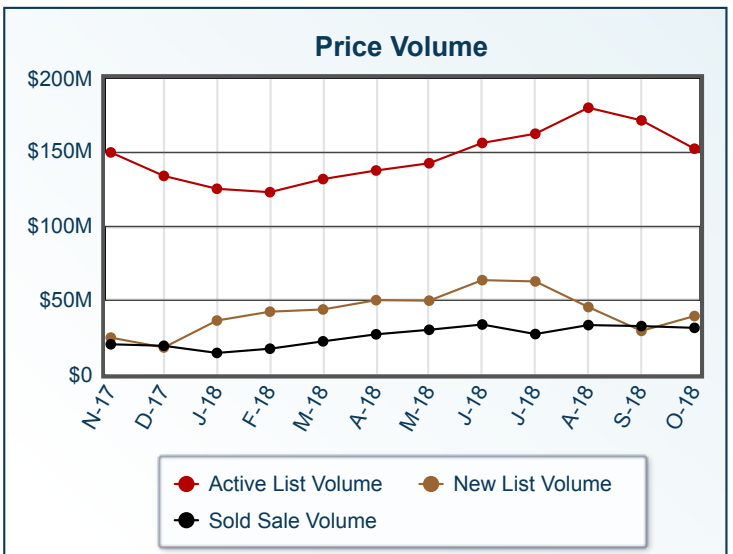
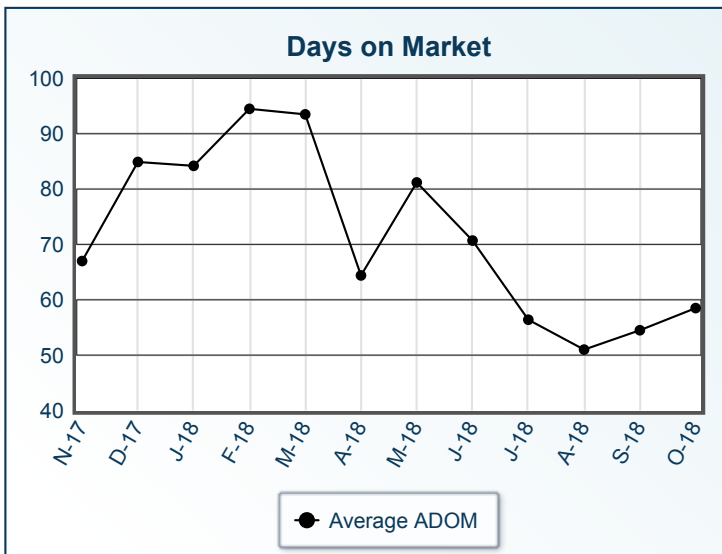
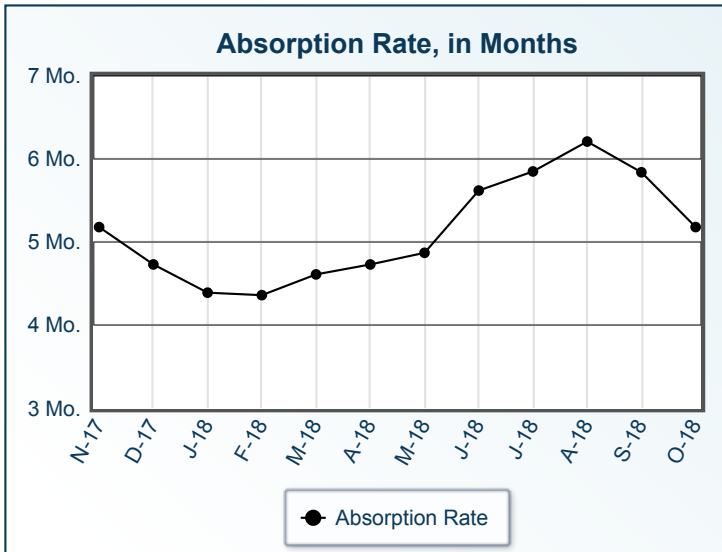
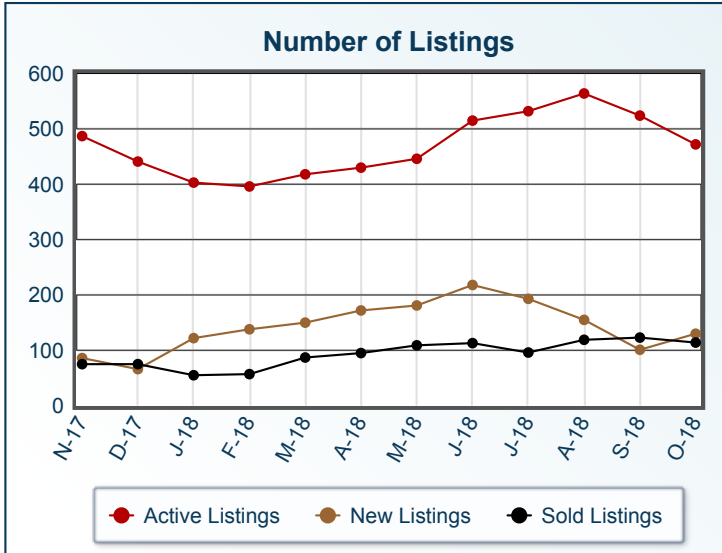


Market Summary

Wasilla Residential, October 2018



Summary Statistics

	Oct-18	Oct-17	% Chg	2018 YTD	2017 YTD	% Chg
Absorption Rate	5.18	5.3	-2.26	5.17	4.59	12.64
Average List Price	\$323,036	\$304,979	5.92	\$298,467	\$293,410	1.72
Median List Price	\$285,000	\$274,500	3.83	\$274,900	\$269,000	2.19
Average Sale Price	\$275,308	\$283,254	-2.81	\$278,074	\$272,789	1.94
Median Sale Price	\$253,700	\$274,000	-7.41	\$258,578	\$254,450	1.62
Average ADOM	58	51	13.73	68	61	11.48
Median ADOM	35	32	9.38	37	28	32.14

Sold Listings

	This Month			Year to Date		
	2018	2017	% Chg	2018	2017	% Chg
0-49,999	0	0	0.0	1	7	-85.7
50,000-99,999	2	2	0.0	16	18	-11.1
100,000-149,999	1	3	-66.7	35	33	6.1
150,000-199,999	20	9	122.2	152	144	5.6
200,000-249,999	31	25	24.0	233	259	-10.0
250,000-299,999	26	18	44.4	207	187	10.7
300,000-349,999	11	16	-31.2	116	120	-3.3
350,000-399,999	10	6	66.7	102	84	21.4
400,000-449,999	8	6	33.3	51	49	4.1
450,000-499,999	2	2	0.0	25	25	0.0
500,000-549,999	0	2	-100.0	11	13	-15.4
550,000-599,999	0	0	0.0	9	6	50.0
600,000-649,999	2	0	N/A	5	3	66.7
650,000-699,999	0	0	0.0	2	1	100.0
700,000-749,999	1	1	0.0	1	1	0.0
750,000-799,999	0	0	0.0	0	1	-100.0
800,000-849,999	0	0	0.0	1	0	N/A
850,000-899,999	0	0	0.0	0	0	0.0
900,000-949,999	0	0	0.0	0	0	0.0
950,000-999,999	0	0	0.0	0	0	0.0
1,000,000+	0	0	0.0	1	1	0.0
Totals	114	90	26.7	968	952	1.7

Pending Listings

	This Month			Year to Date		
	2018	2017	% Chg	2018	2017	% Chg
0-49,999	1	1	0.0	3	5	-40.0
50,000-99,999	1	3	-66.7	17	18	-5.6
100,000-149,999	5	5	0.0	40	42	-4.8
150,000-199,999	18	9	100.0	167	149	12.1
200,000-249,999	29	22	31.8	254	258	-1.6
250,000-299,999	21	21	0.0	211	203	3.9
300,000-349,999	12	9	33.3	136	117	16.2
350,000-399,999	7	10	-30.0	110	96	14.6
400,000-449,999	6	1	500.0	63	47	34.0
450,000-499,999	5	1	400.0	30	27	11.1
500,000-549,999	1	1	0.0	8	12	-33.3
550,000-599,999	1	1	0.0	10	7	42.9
600,000-649,999	2	0	N/A	5	4	25.0
650,000-699,999	0	0	0.0	4	1	300.0
700,000-749,999	1	0	N/A	1	1	0.0
750,000-799,999	0	0	0.0	1	2	-50.0
800,000-849,999	0	0	0.0	0	1	-100.0
850,000-899,999	0	0	0.0	0	1	-100.0
900,000-949,999	0	0	0.0	0	0	0.0
950,000-999,999	0	0	0.0	0	0	0.0
1,000,000+	1	0	N/A	1	2	-50.0
Totals	111	84	32.1	1061	993	6.8

Active Listings							New Listings						
	This Month			Year to Date				This Month			Year to Date		
	2018	2017	% Chg	2018	2017	% Chg		2018	2017	% Chg	2018	2017	% Chg
0-49,999	5	4	25.0	13	9	44.4	0-49,999	2	0	N/A	10	9	11.1
50,000-99,999	10	11	-9.1	33	37	-10.8	50,000-99,999	3	1	200.0	26	26	0.0
100,000-149,999	17	23	-26.1	75	77	-2.6	100,000-149,999	10	3	233.3	50	62	-19.4
150,000-199,999	46	63	-27.0	245	239	2.5	150,000-199,999	17	8	112.5	198	187	5.9
200,000-249,999	104	92	13.0	427	426	0.2	200,000-249,999	23	22	4.5	353	369	-4.3
250,000-299,999	77	97	-20.6	383	368	4.1	250,000-299,999	24	28	-14.3	313	321	-2.5
300,000-349,999	71	66	7.6	262	243	7.8	300,000-349,999	13	12	8.3	215	201	7.0
350,000-399,999	51	66	-22.7	224	206	8.7	350,000-399,999	15	12	25.0	171	173	-1.2
400,000-449,999	35	20	75.0	119	93	28.0	400,000-449,999	5	5	0.0	100	75	33.3
450,000-499,999	21	14	50.0	70	51	37.3	450,000-499,999	5	3	66.7	56	44	27.3
500,000-549,999	7	13	-46.2	28	32	-12.5	500,000-549,999	3	3	0.0	22	22	0.0
550,000-599,999	8	8	0.0	21	19	10.5	550,000-599,999	4	0	N/A	17	16	6.3
600,000-649,999	4	3	33.3	13	8	62.5	600,000-649,999	3	0	N/A	11	8	37.5
650,000-699,999	5	6	-16.7	11	13	-15.4	650,000-699,999	0	1	-100.0	5	9	-44.4
700,000-749,999	0	0	0.0	2	3	-33.3	700,000-749,999	1	0	N/A	2	2	0.0
750,000-799,999	1	3	-66.7	4	8	-50.0	750,000-799,999	1	0	N/A	2	4	-50.0
800,000-849,999	1	0	N/A	1	1	0.0	800,000-849,999	0	0	0.0	1	1	0.0
850,000-899,999	1	0	N/A	2	3	-33.3	850,000-899,999	0	0	0.0	2	1	100.0
900,000-949,999	0	0	0.0	0	0	0.0	900,000-949,999	0	0	0.0	0	0	0.0
950,000-999,999	3	1	200.0	3	4	-25.0	950,000-999,999	0	2	-100.0	1	4	-75.0
1,000,000+	5	5	0.0	9	8	12.5	1,000,000+	1	0	N/A	5	5	0.0
Totals	472	495	-4.6	1945	1848	5.2	Totals	130	100	30.0	1560	1539	1.4

All information is deemed reliable, but is not guaranteed. Interested parties are advised to independently verify all information contained herein. © 2018 [MLS](#) and [FBS](#). Prepared by Tait Zimmerman w/ Advantage Alaska Real Estate on Thursday, November 08, 2018 11:37 AM.